

INCOMING STUDENTS

2023/ 2024

ENGLISH VERSION



Co-funded by the
Erasmus+ Programme
of the European Union

UC
UNIVERSIDAD
DE CANTABRIA

01 REGISTRATION



As incoming exchange student you need to come to the International Relations Office (IRO) to confirm your arrival and get information about your stay.

Don't forget to bring the following documents with you:

- *Passport (+visa for non EEA students) or ID card*
- *Copy of your European Health Insurance Card or Private Insurance .*

We will provide you with the **CERTIFICATE OF ARRIVAL**. **Please bring your printed certificate of arrival form with you in case your university requests its own model.**



What is the certificate of arrival?

It is an official form that proves the student's arrival date at the University of Cantabria. Erasmus students must send it to their home universities.



WHERE ARE WE?

Faculty of Economics and Business Administration (1st Floor)
Universidad de Cantabria, Avda. de los Castros, s/n. 39005 Santander



OFFICE OPENING HOURS

Monday to Friday
from 10 am to 1 pm

HOW TO GET TO THE UNIVERSITY OF CANTABRIA?



On foot: the University of Cantabria is 15 minutes walking from the Santander City Council



By bus: the **7C2** bus line connects the city center with the main campus of the University of Cantabria.

02 UC EMAIL ACCOUNT

The UC provides all incoming students with an email account to enable communication on study and University related matters. You have received an email with an activation link when you were accepted as an exchange student.

Once you have your UNICAN user account, you can access your student's email from: <http://correo.alumnos.unican.es>

With your UNICAN account you can also access your academic record in the student's portal (**Campus Virtual**) and the UC's e-learning platform (**Aula Virtual**).



Need any help? [Click here](#) 



Set up the UC email on your mobile device

<https://sdei.unican.es/Paginas/english/User-accounts-and-email.aspx>

03 LECTURES AND SCHEDULES

Classes start officially on the 4th of September, and 7th of February in the spring semester. Master's Programs follow different schedules.



Do I need to register for the classes?


You have already been registered in the subjects included in your Learning Agreement. We will provide you with your registration slip.



To find the schedules and rooms

1- Click on the following link:

<https://web.unican.es/estudiantesuc/Paginas/Inicio-de-curso-Horarios-de-clases-Calendario-de-examenes.aspx>

2- Choose your faculty/degree and click on the icon 

3- You will find diverse main menus and you have to select "Horarios" to find class schedules.



Can I modify the courses I am registered in?

If you wish to make any changes to your initial L.A., please, complete the "Changes-form" until 20th of September in the fall semester, until 22th of February in the spring semester.

04 STUDENT CARD (TUI)

The University requires that you have an University student card (TUI) on you at all times. This card serves as your official student ID, your library card and IT room access card, as well as identification to benefit from various 'student discounts'.



You will be able to apply for your TUI from 4th September.



What are the University Card functions?

<https://web.unican.es/appuc/tarjeta-universitaria-inteligente-tui/descuentos-y-ventajas-con-la-tuiv>



05 WIFI

The Wifi network at the University of Cantabria covers all the buildings and some outdoors areas of the main campus. There are two SSIDs (identifiers): UNICAN-i and Eduroam. Most exchange students configure and use the **Eduroam SSID** because it can be used with tablets and smartphones aside from personal computers.



<https://sdei.unican.es/Paginas/english/Wifi-Network.aspx>



Red: EDUROAM


User: Short form of the e-mail.

06 ACCOMMODATION

<https://web.unican.es/en/Studying/Pages/Accommodation.aspx>

emancipia
Accommodation agency

micampus Santander
residencia universitaria Santander




07 Health Information



Please remember the measures to prevent COVID19 infection:

- Use a mask
- Wash your hands frequently
- Keep a safe distance from others
- Choose spaces that are outdoors
- Keep frequently ventilated closed spaces

In case of **symptoms compatible with the COVID-19 and contact with a positive case**, please call **942 20 40 80** and follow all the instructions given by the Health Authorities.



In addition to that, as an Exchange student from the UC any issue concerning COVID-19, you must send an email to the **UC Prevention Unit** at the following address: **prevencion@unican.es**

For more information, please check these links:

https://web.unican.es/unidades/oficina-relaciones-internacionales/Documents/Health_Info_2021_2022.pdf

<https://web.unican.es/informacion-sobre-el-coronavirus-covid-19>

<https://www.scsalud.es/coronavirus>

We are aware that this is such a difficult moment, especially when you are far from home, so we ask you to **take care of yourselves**.



For further information, please visit:
UNICAN - Información COVID-19



FOLLOW US!

